



**COACHMAN**

**2024 collection**



# Welcome to Coachman

The 2024 season is here - and Coachman is proud to present five exceptional caravan ranges, each of which offers maximum comfort alongside convenience.

Designed to enhance your enjoyment of leisure vehicle life, these caravans combine everything you need for on the road fun into luxury spaces. They are packed with fantastic features which keep day-to-day living feeling like a holiday.



^ Scan to find your nearest Coachman dealership.



# Through the years



## 1986

### In the beginning

Coachman Caravans was founded in late 1986, and established a manufacturing plant in Hull, East Yorkshire. After deciding on a name that reflected the quality of the tourers the company wanted to produce, it began to create its first range.



## 1987

### An instant success

Coachman Caravans was forcing its path into the market, taking sales from the more established brands. Sales took off and, in 1988, the Coachman line-up expanded with the launch of a new luxury range, the VIP.



## 1994

### A growing range

Coachman continued to develop and enhance the Genius, Mirage and VIP ranges throughout the mid 1990s, using innovative methods including computer aided design systems to improve caravan aesthetics and aerodynamic profiles.



## 2004

### Renewed independence


Coachman extended its factory by 30,000 square feet as part of a £1.5-million development, having purchased three acres of land. It also focused on the quality and design of its tourers, developing a stringent new testing process.



## 2006

### Award winning

A new wider shell for the Laser, Pastiche and VIP was introduced, plus new layouts and enhanced specification across the ranges. The caravan press reaction was overwhelmingly positive, and Coachman picked up a dozen industry awards in two years.



## 2023

### Continued growth

Tightening up its ranges with improved and enhanced features, all designed with customer comfort and confidence in mind, Coachman's presence in the 21st century leisure vehicle market continues to grow...



## 2021

### A new era

Coachman Caravans was purchased by KABE AB, a Swedish company who specialise in the production of high-end caravans and motorhomes for the Scandinavian Market. Whilst the company is now under new ownership the company is still managed and run by the previous directors.



## 2020

### A new look

Coachman was rebranded, with the company using a completely new logo and incorporating a new colour scheme. This striking new brand identity pushed the company forward into a new era of caravanning.



## 2016

### It's a family thing

A management buy-out, led by the company's MD Elliot Hibbs, ensured that Coachman remains 'in the family'. Elliot took over Coachman from his father, the late Jim Hibbs.



## 2014

### The year of innovation

Coachman began working with Bostik, global leaders in adhesive solutions, to utilise the latest adhesives and swap out wood for advanced polyurethane. Caravans became stronger and lighter, whilst virtually eliminating the threat of water ingress.



## 2011

### Big design changes


Following years of expansion, investment and development, Coachman began the new decade by planning a major overhaul of its caravan designs. This process began in 2011, with big changes and improvements to the popular Amara range.



# Only the best

As a matter of course, Coachman uses state of the art tech and top quality materials during caravan construction.

To achieve the best results when our caravans are built, it's important to use the very best available. Our entire team also strives to push the boundaries of caravan design, so each and every detail has been carefully thought through.



^ Scan to find your nearest Coachman dealership.

## Alde's wet central heating system


Alde's wet central heating system has been meticulously planned and installed to ensure you always enjoy the optimum temperature throughout your caravan.

The radiant, hydronic central heating offers many benefits:

- It heats every part of the caravan creating a warm and inviting environment
- The glycol heating fluid circulates quietly around your caravan ensuring the least amount of disturbance
- It works off both gas and electric power sources which, can be combined when required
- Low 12V battery consumes a low amount of energy, preserving your battery life
- Pipes and radiators are mounted discreetly behind furniture, optimising available storage

Coachman have a close and established relationship with Alde. Consultation happens at every stage of the design process to ensure the most efficient heat output, ventilation and installation possible.

Coachman caravans are subject to cold chamber testing. During this process your caravan is cold soaked down to -15°C for ten hours. After this the caravan must heat up to 20°C within four hours and running water must be operational to achieve a Grade 3 pass.



## Advanced bonded construction

Our unique techniques ensure you receive one of the safest and most robust caravans on the market today. Every new model has to pass our fastidious and meticulous quality and safety checks.

It benefits from the following:

1. 25mm sandwich construction roof for added strength and insulation
2. Screwless, body coloured, fully bonded awning rail to both sides
3. 25mm aluminium sandwich sidewall construction with polystyrene insulation core
4. 45mm sandwich construction floor with internal bracing for added strength



# At a glance

The five caravan ranges exclusively available from Coachman.

With a range of specifications and key features designed to meet all needs, Coachman's five models offer an excellent choice. Whether you want a solid performance all-rounder or to live in luxury, there's something for you.



## The versatile **ACADIA**

4 MODELS | 4-5 BERTH | 1-2 AXLES

With four stunning models, the Acadia is a great range of all-rounders for experienced caravanners or newbies alike. Designed for comfort as well as convenience, the Acadia is a caravan well suited to all requirements.

### KEY FEATURES

- + Exterior side walls in 'Silver Grey' finish
- + **NEW** 3D exterior graphics
- + Whale external gas BBQ point
- + Whale 230 volt external mains socket
- + AL-KO Automatic Trailer Control system (ATC)
- + **NEW** flatbed ventilated Microwave oven
- + Alde wet central heating and hot water system
- + Phantom VanGuard remote control alarm system



## The classic **VIP**

5 MODELS | 2-4 BERTH | 1-2 AXLES

The VIP range is designed to enhance the caravan experience, whether you're on a short trip or taking a well-earned staycation. Packed with smart ideas and great specification, the VIP is sure to surpass all of your requirements.

### KEY FEATURES

- + **NEW** 3D exterior graphics
- + Heavy duty corner steadies for increased stability
- + **NEW** contemporary cranked style upper locker doors
- + Omnivent three speed, two way roof fan
- + **NEW** kitchen splashback in 'Marmo Toscano'
- + **NEW** kitchen design with increased workspace
- + Wireless mobile phone charging unit
- + AL-KO secure wheel lock



## The practical **LASER**

3 MODELS | 4 BERTH | 1-2 AXLES

The Laser range features flawless design for contemporary living. Additionally, with great specification and an abundance of new quality features for 2024, the Laser is fully capable of meeting your caravan requirements – and surpassing them.

### KEY FEATURES

- + Exterior side walls in 'Silver Grey'
- + **NEW** 3D exterior graphics
- + **NEW** soft furnishings with higher and more supportive backrests
- + **NEW** contemporary two toned cranked style upper locker doors
- + **NEW** domestic style flexible chrome and black kitchen tap
- + DAB radio with entertainment speakers in lounge and bedroom areas
- + **NEW** integral USB socket in the matt black spotlights to all areas
- + **NEW** 40 litre Onboard fresh water tank



## The spacious **LASER XCEL**

4 MODELS | 4 BERTH | 2 AXLES

With four different models available, the Laser Xcel range offers not only the height of luxury but great choice too. For spacious living and ultimate comfort as well as on the road convenience, the Laser Xcel is a real showstopper.

### KEY FEATURES

- + E & P self levelling system with touchscreen control panel
- + **NEW** 3D exterior graphics
- + 100 watt roof mounted solar panel
- + **NEW** soft furnishings with higher and more supportive backrests
- + **NEW** contemporary two toned cranked style upper locker doors
- + **NEW** multi directional matt black LED reading spot lights with USB ports
- + DAB radio with entertainment speakers in lounge and bedroom areas
- + **NEW** 40 litre Onboard fresh water tank



## The luxurious **LUSO**

2 MODELS | 4 BERTH | 1-2 AXLES

The Lusso offers the best of the best, with high standards and top quality evident throughout the two different models available. When spacious living and luxury comforts are a must, the Lusso provides plenty.

### KEY FEATURES

- + E & P self levelling system with touchscreen control panel
- + **NEW** full length exterior graphics
- + 100 watt roof mounted solar panel
- + **NEW** contemporary matt black furniture handles
- + 5G ready Wi-Fi
- + **NEW** Dometic Fresh-Jet air conditioning system
- + Alde Flow continuous hot water system
- + Dometic safe



2024 COLLECTION

# The *ACADIA* collection

Feel at home in the Acadia, the perfect all-round choice for any buyer.

Showcasing a number of impressive updates for 2024, the stunning Acadia is an exceptional range designed for everyone to enjoy, whether you are a keen beginner or seasoned adventurer. The sleek exterior continues inside, with a whole host of functional living features, for the ultimate home-from-home experience.

With four models to choose from, the options are endless with the Acadia this upcoming season.

**4**

MODELS

**4-5**

BERTH

**1-2**

AXLES



^ Scan me









## The ACADIA layouts

|                  | 545  | 575  | 630 Xtra   | 660 Xtra   |
|------------------|--|--|--|--|
| Axes             | 1  | 1  | 2  | 2  |
| Berths           | 4  | 4  | 5  | 5  |
| L / W / H (mm)   | 7390 / 2260 / 2675   | 7390 / 2260 / 2675   | 7895 / 2440 / 2675   | 7895 / 2440 / 2675   |
| Bed sizes        | Front double<br>6' 7" x 4' 5"<br>(2010mm x 1345mm)<br>OR 2 x front singles<br>4' 9" x 2' 4"<br>(1465mm x 730mm)<br>Rear double<br>6' 2" x 4' 6"<br>(1875mm x 1370mm) | Front double<br>6' 7" x 4' 5"<br>(2010mm x 1345mm)<br>OR 2 x front singles<br>4' 9" x 2' 4"<br>(1465mm x 730mm)<br>Rear double<br>6' 2" x 4' 6"<br>(1875mm x 1370mm) | Front double<br>6' 6" x 4' 6"<br>(1980mm x 1370mm)<br>Offside middle bunk<br>6' 1" x 3' 4"<br>(1870mm x 1032mm)<br>2 x fixed rear bunks<br>6' 1" x 2' 3"<br>(1870mm x 695mm) | Front double<br>6' 6" x 4' 6"<br>(1980mm x 1370mm)<br>Offside middle bunk<br>6' 1" x 3' 4"<br>(1870mm x 1032mm)<br>Rear double<br>6' 3" x 4' 4"<br>(1900mm x 1320mm) |
| MTPLM            | 1585kg   | 1570kg   | 1784kg   | 1819kg   |
| MiRO             | 1430kg   | 1415kg   | 1614kg   | 1649kg   |
| Upper MTPLM      | 1600kg   | 1600kg   | 1900kg   | 1900kg   |
| Personal Payload | 155kg  | 155kg  | 170kg  | 170kg  |

Note:- Please consult your dealer for terms and conditions regarding a weight plate upgrade to the upper MTPLM. Any imperial measurement is given as a guide only and may be subject to rounding up/down.



2024 COLLECTION

# The *VIP* collection

Providing supreme comfort, wherever you are on the road.

Returning after another successful year, the best-selling VIP range is the ultimate luxury travel companion. As the name suggests, quality may be found at every turn, with brand new features arriving for 2024, including new soft furnishing designs and improved living solutions.

Presenting five exceptional models from two to four berth, the VIP is suitable for everyone, giving you the level of quality for which Coachman has become renowned.

**5** | **2-4** | **1-2**  
MODELS | BERTH | AXLES



^ Scan me









## The VIP layouts

|                  | 460   | 520   | 565  | 575   | 675   |
|------------------|---|---|--|---|---|
|                  |   |   |  |   |   |
| Axles            | 1   | 1   | 1  | 1   | 2   |
| Berths           | 2   | 3   | 4  | 4   | 4   |
| L / W / H (mm)   | 6380 / 2310 / 2675  | 7050 / 2310 / 2675  | 7370 / 2310 / 2675   | 7430 / 2310 / 2675  | 7895 / 2310 / 2675  |
| Bed sizes        | Front double<br>6' 9" x 5' 8"<br>(2075mm x 1720mm)<br>OR 2 x front singles<br>6' 0" x 2' 4"<br>(1845mm x 730mm) | Front double<br>6' 9" x 5' 8"<br>(2075mm x 1720mm)<br>OR 2 x front singles<br>6' 0" x 2' 4"<br>(1845mm x 730mm)<br>Offside middle bunk<br>6' 0" x 2' 4"<br>(1845mm x 730mm) | Front double<br>6' 9" x 4' 7"<br>(2075mm x 1390mm)<br>OR 2 x front singles<br>4' 11" x 2' 4"<br>(1505mm x 730mm)<br>2 x rear fixed singles<br>6' 3" x 2' 4"<br>(1900mm x 730mm)<br>6' 0" x 2' 4"<br>(1845mm x 730mm) | Front double<br>6' 9" x 4' 7"<br>(2075mm x 1390mm)<br>OR 2 x front singles<br>4' 11" x 2' 4"<br>(1505mm x 730mm)<br>Rear double<br>6' 2" x 4' 6"<br>(1875mm x 1370mm) | Front double<br>6' 9" x 4' 7"<br>(2075mm x 1390mm)<br>OR 2 x front singles<br>4' 11" x 2' 4"<br>(1505mm x 730mm)<br>Rear double<br>6' 2" x 4' 6"<br>(1875mm x 1370mm) |
| MTPLM            | 1444kg*   | 1524kg*   | 1652kg*  | 1662kg  | 1794kg  |
| MiRO             | 1319kg*   | 1382kg*   | 1497kg*  | 1506kg  | 1634kg  |
| Upper MTPLM      | 1500kg  | 1550kg  | 1700kg   | 1700kg  | 2000kg  |
| Personal Payload | 125kg*  | 142kg*  | 155kg*   | 156kg   | 160kg   |

Note:- Please consult your dealer for terms and conditions regarding a weight plate upgrade to the upper MTPLM. Any imperial measurement is given as a guide only and may be subject to rounding up/down. \*Estimated. See website for confirmed weights.



2024 COLLECTION

# The *LASER* collection

Always popular, the Coachman Laser perfectly combines style and luxury, making holidays even more special.

Introducing new features for 2024, the Coachman Laser is an exceptional take on luxury caravanning, with contemporary interior design and functional features. Showcasing three premium models, all based on our eight-foot wide platform offering even more luxury living space.

With both three and four berth models, each offering different sleeping layouts, from twin to island beds, the Coachman Laser is one not to be missed for the 2024 season.

**3**

MODELS

**4**

BERTH

**1-2**

AXLES



LASER 22 - 23



^ Scan me





+ NEW contemporary two toned cranked style locker doors in 'Leander' and 'Pebble' with soft close hinges

+ Midi roof light to front lounge and fixed bed areas

+ Luxury soft furnishings with higher and more supportive backrests, co-ordinating scatter cushions and sculptured armrests

+ Domestic floor covering in 'French Oak-Dark Grey' design



+ LED touch sensitive dimmable under surface and locker ambience enhancing lighting

+ NEW domestic style flexible chrome and black kitchen tap







**+** NEW wider fixed single beds in the rear bedroom



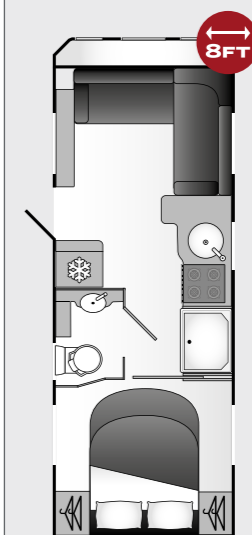
**+** White domestic style ladder radiator in bathroom



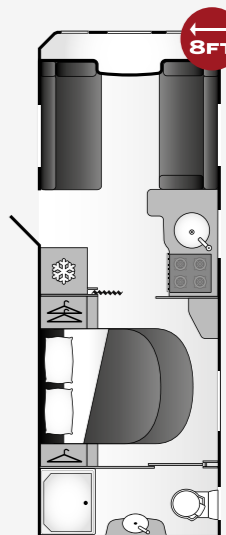
**+** NEW vanity worktop in 'Raja' design

## The **LASER** layouts

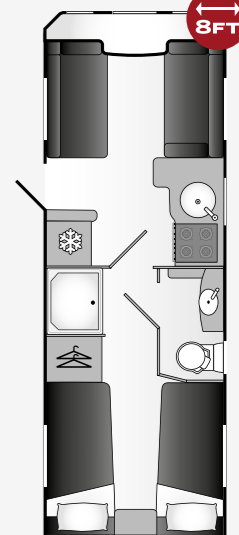
**545 Xtra**



**575 Xtra**



**665 Xtra**



|                         |  |  |  |
|-------------------------|--|--|--|
| <b>Axles</b>            | 1  | 1  | 2  |
| <b>Berths</b>           | 4  | 4  | 4  |
| <b>L / W / H (mm)</b>   | 7430 / 2440 / 2675   | 7430 / 2440 / 2675   | 7895 / 2440 / 2675   |
| <b>Bed sizes</b>        | <p>Front double<br/>6' 6" x 4' 6"<br/>(1980mm x 1370mm)</p> <p>Rear double<br/>6' 2" x 4' 8"<br/>(1875mm x 1425mm)</p> | <p>Front double<br/>7' 2" x 4' 7"<br/>(2200mm x 1390mm)</p> <p>OR 2 x front singles<br/>4' 11" x 2' 4"<br/>(1505mm x 730mm)</p> <p>Rear double<br/>6' 2" x 4' 6"<br/>(1875mm x 1370mm)</p> | <p>Front double<br/>7' 2" x 4' 7"<br/>(2200mm x 1390mm)</p> <p>OR 2 x front singles<br/>4' 11" x 2' 4"<br/>(1505mm x 730mm)</p> <p>2 x rear fixed singles<br/>6' 4" x 2' 10"<br/>(1930mm x 865mm max.)</p> |
| <b>MTPLM</b>            | 1750kg   | 1722kg   | 1898kg   |
| <b>MiRO</b>             | 1595kg   | 1567kg   | 1738kg   |
| <b>Upper MTPLM</b>      | 1800kg   | 1800kg   | 2000kg   |
| <b>Personal Payload</b> | 155kg  | 155kg  | 160kg  |

Note:- Please consult your dealer for terms and conditions regarding a weight plate upgrade to the upper MTPLM. Any imperial measurement is given as a guide only and may be subject to rounding up/down.



2024 COLLECTION

# The **LASER XCEL** collection

Take your adventures to the next level with even more space for all the family.

Get space in abundance in the exclusive eight-foot-wide Laser Xcel. Comprising four berth models with large island beds for supreme comfort, the Laser Xcel range offers a luxury hotel feel, with top-quality finishes throughout.

With a whole host of new features coming for 2024, including new fittings, appliances and soft furnishings, the Laser Xcel is the epitome of class.

**4**

MODELS

**4**

BERTH

**2**

AXLES



^ Scan me





**+** NEW contemporary two toned cranked style locker doors in 'Leander' and 'Pebble' with soft close hinges

**+** NEW luxury soft furnishings with higher and more supportive backrests, co-ordinating scatter cushions and sculptured armrests

Colour co-ordinated sockets and switches with chrome surrounds **+**



**+** NEW flatbed ventilated microwave oven with co-ordinating flush fitting acrylic housing unit

**+** NEW kitchen splashback in 'Kaspio Oro' design with integrated pleated blind with flyscreen



**+** 'L' shape seating area with superior sprung construction upholstery



**+** NEW Thetford 159 litre electronic fridge freezer







## The **LASER XCEL** layouts

|                  | 845   | 850   | 855   | 875   |
|------------------|---|---|---|---|
| Axes             | 2   | 2   | 2   | 2   |
| Berths           | 4   | 4   | 4   | 4   |
| L / W / H (mm)   | 7895 / 2440 / 2675  | 7895 / 2440 / 2675  | 7895 / 2440 / 2675  | 7895 / 2440 / 2675  |
| Bed sizes        | Front double<br>6' 6" x 4' 6"<br>(1980mm x 1370mm)<br>Rear double<br>6' 2" x 4' 8"<br>(1875mm x 1425mm) | Front double<br>7' 2" x 4' 7"<br>(2200mm x 1390mm)<br>OR 2 x front singles<br>4' 11" x 2' 4"<br>(1505mm x 730mm)<br>Rear double<br>6' 2" x 4' 6"<br>(1875mm x 1370mm) | Front double<br>6' 6" x 4' 6"<br>(1980mm x 1370mm)<br>Rear double<br>6' 2" x 4' 6"<br>(1875mm x 1370mm) | Front double<br>7' 2" x 4' 7"<br>(2200mm x 1390mm)<br>OR 2 x front singles<br>4' 11" x 2' 4"<br>(1505mm x 730mm)<br>Rear double<br>6' 2" x 4' 6"<br>(1875mm x 1370mm) |
| MTPLM            | 1904kg  | 1929kg  | 1951kg  | 1896kg  |
| MiRO             | 1744kg  | 1769kg  | 1791kg  | 1736kg  |
| Upper MTPLM      | 2000kg  | 2000kg  | 2000kg  | 2000kg  |
| Personal Payload | 160kg   | 160kg   | 160kg   | 160kg   |

Note:- Please consult your dealer for terms and conditions regarding a weight plate upgrade to the upper MTPLM. Any imperial measurement is given as a guide only and may be subject to rounding up/down.



2024 COLLECTION

# The L U S S O collection

Experience top of the range luxury,  
with functionality to match.

Discover the most luxurious caravan range to date with the Coachman Lusso. Featuring two spectacular models coming in at eight-foot-wide and equipped with plush island beds, the Lusso range is not to be missed for the 2024 season.

Packed with contemporary utilities including new and improved soft furnishing schemes and appliances, the Coachman Lusso is the most premium choice for any buyer.


**2**  
MODELS

**4**  
BERTH

**1-2**  
AXLES



LUSSO 34 - 35



^ Scan me





+ Multi directional matt black LED reading spot lights with USB ports to all areas

+ NEW luxury soft furnishings with higher and more supportive backrests, co-ordinating scatter cushions and sculptured armrests

+ Larger lift up kitchen worktop extension



+ Domestic style flexible chrome and black kitchen tap


+ Pull out chrome baskets to lower kitchen cupboards



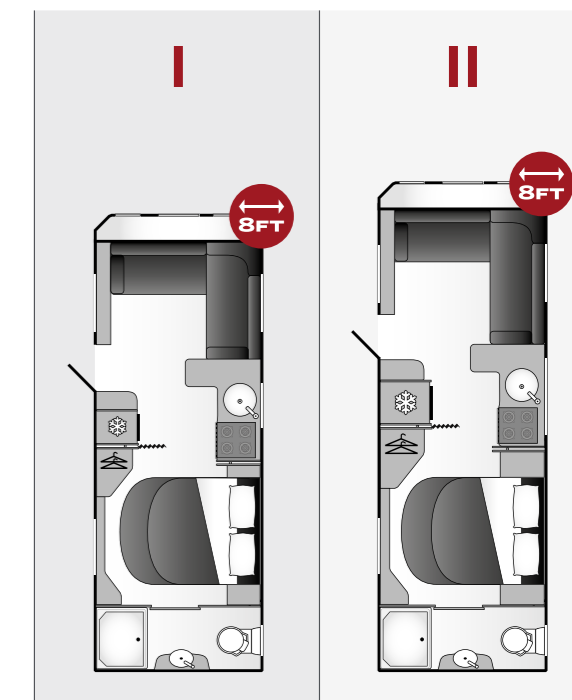
+ Thetford 159 litre electronic fridge freezer (Lusso II)







# The LUSO layouts



| Axles            | 1  | 2  |
|------------------|--|--|
| Berths           | 4  | 4  |
| L / W / H (mm)   | 7430 / 2440 / 2750   | 7895 / 2440 / 2750   |
| Bed sizes        | <p>Front double<br/>6' 6" x 4' 6"<br/>(1980mm x 1370mm)</p> <p>Rear double<br/>6' 2" x 4' 6"<br/>(1875mm x 1370mm)</p> | <p>Front double<br/>6' 6" x 4' 6"<br/>(1980mm x 1370mm)</p> <p>Rear double<br/>6' 2" x 4' 6"<br/>(1875mm x 1370mm)</p> |
| MTPLM            | 1836kg   | 1974kg   |
| MiRO             | 1681kg   | 1814kg   |
| Upper MTPLM      | 1900kg   | 2000kg   |
| Personal Payload | 155kg  | 160kg  |

Note:- Please consult your dealer for terms and conditions regarding a weight plate upgrade to the upper MTPLM. Any imperial measurement is given as a guide only and may be subject to rounding up/down.





## COACHMAN CARAVAN COMPANY LTD

Amsterdam Road  
Sutton Fields Industrial Estate  
Hull, HU7 0XF  
Email: [info@coachman.co.uk](mailto:info@coachman.co.uk)

[www.coachman.co.uk](http://www.coachman.co.uk)

This brochure has been designed to provide you with basic information prior to making a purchase decision. Please refer to your dealer for additional information before you buy.

Coachman Caravan Company Limited reserves the right to, and does from time to time, alter technical specifications, prices and model ranges as materials, model improvements and conditions demand, therefore can accept no responsibility for discrepancies between these and subsequent models. Household items illustrated in the brochure (e.g. fruit and personal effects) have been used to enhance photography and are not supplied with the caravan. Limitations in the printing process may mean colours are not truly represented.

It should be noted that distributors and dealers are not the agents of Coachman Caravan Company Limited and therefore are not authorised to bind the Company by any specific or implied undertaking or representation.

All Coachman models have been certified by the National Caravan Council for compliance with stringent European Standards, British Legislation and industry set Codes of Practice, specifically relating to health and safety issues.

The approval process covers the testing and inspection of critical areas of the product from fire safety, weights and dimensions to gas, electrics and ventilation.

Every Coachman caravan carries the "NCC Approved Caravan" badge. The NCC also conducts unannounced inspections at the Coachman factory to ensure continued compliance. NCC Approval gives you peace of mind that your caravan is legal and safe.

Please note: Touring caravans are designated by the model year. The model year runs from the 1st September to the 31st August.

